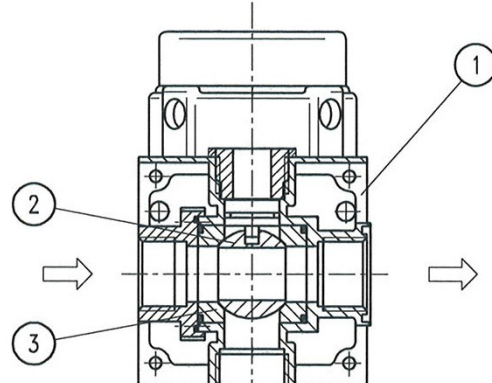


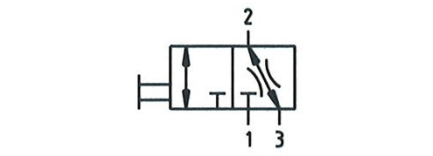
item	type	K 33	K 34
port size		G 1/2	G 3/4
description 3/2-path-valve, shut off for downstream air			
mounting arbitrary			
supply pressure Pe max. 16 bar			
media and ambient temperature -10 to 60 °C			
nominal discharge Qn 11000 l/min (Pe = 6 bar, delta P = 1 bar)			
manipulation toggle 90° rotation			
fixing 2 holes in the body or bracket			
weight 0,813 kg (0,940 kg with lock device)			





replacement parts

no	description	material	order-no.
1	body	zinc - Z 410	---
2	globe-stopcock	Ms	---
3	jaw	PTFE	---



series 3
ordering information

K. **

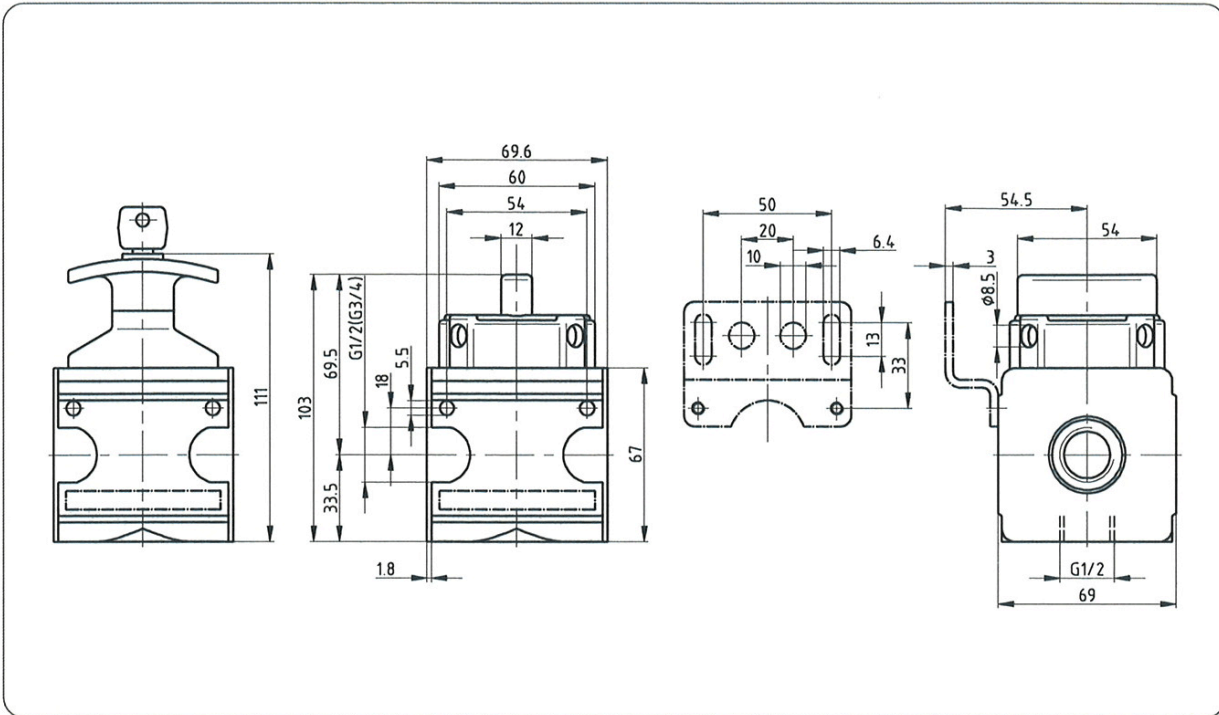
type

port size option

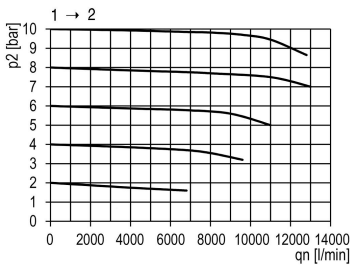
ordering example: K 33 K

1	33	G 1/2	
	34	G 3/4	
2	options		

- application information**
- easy block assembly for components to be connected in series
 - interlocking of several individual devices requires coupling kit(s) KP 33
 - interlocking of several individual devices with narrow distributor Z 33 requires coupling kit(s) KP 33 Z
 - rebuilding to a 2/2-path-valve: close the pressure release hole "R"
 - lockable by padlock (high of shackle 30 mm)

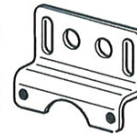


flow characteristics



accessories

mounting bracket



type: ZW 33